



User's Guide Supplement

Multimedia Projector

EB-755F

EB-750F

EB-735Fi

EB-735F

EB-725Wi

EB-725W

EB-720

Introduction to the Updated Firmware 3

Features of Firmware Version 1.20	4
Updates to Projector Menus (Version 1.20)	4
Updates to User Operations (Version 1.20).....	4

Details of Updated Firmware 5

Details of Updated Projector Menus (Version 1.20)	6
Menu Color and Toolbar Color	6
Details of User Operation Change (Version 1.20)	7
Additional Whiteboard Zoom Options.....	7
Upgrade for Crestron Connected	7

Appendix 8

Notices.....	9
Copyright Notice.....	9
General Notice	9
Copyright Attribution.....	9

Introduction to the Updated Firmware

Epson periodically provides firmware updates to enhance your projector features and to address issues of performance. Refer to these sections to learn more about the updated features within each firmware version.

▶ **Related Links**

- "Features of Firmware Version 1.20" [p.4](#)

Refer to these sections for a summary of the updated features of projector firmware version 1.20.

» **Related Links**

- "Updates to Projector Menus (Version 1.20)" [p.4](#)
- "Updates to User Operations (Version 1.20)" [p.4](#)

Updates to Projector Menus (Version 1.20)

The following projector menus have changed in firmware version 1.20:

Display menu

- The **Menu Color** setting is added.

Interactive menu (EB-735Fi/EB-725Wi)

- The **Toolbar Color** setting is added.

» **Related Links**

- "Menu Color and Toolbar Color" [p.6](#)

Updates to User Operations (Version 1.20)

The following projector operations have changed in firmware version 1.20:

- You can use additional **Zoom** options to change the whiteboard zoom ratio to fit width or fit height during split screen projection (EB-735Fi/EB-725Wi).
- The Crestron Connected feature bundled in the projector is upgraded.

» **Related Links**

- "Additional Whiteboard Zoom Options" [p.7](#)
- "Upgrade for Crestron Connected" [p.7](#)

Details of Updated Firmware

Check these sections for the updated details of firmware.

▶ **Related Links**

- "Details of Updated Projector Menus (Version 1.20)" [p.6](#)
- "Details of User Operation Change (Version 1.20)" [p.7](#)

Refer to these sections for details about projector menu changes.

► Related Links

- "Menu Color and Toolbar Color" [p.6](#)

Menu Color and Toolbar Color

The **Menu Color** setting is added to the **Display** menu and the **Toolbar Color** setting is added to the **Interactive** menu.

Previous Display Menu (Version 1.00)

No setting is available.

New Display and Interactive Menu (Version 1.20)

Top menu	Sub menu	Items or setting values
Display	Menu Color	<ul style="list-style-type: none">• Black• White
Interactive (EB-735Fi/EB-725Wi)	Toolbar Color	<ul style="list-style-type: none">• Black• White

The **Menu Color** setting specifies the color theme of the Home screen and projector menu system. The **Toolbar Color** setting specifies the interactive toolbar color.

Refer to these sections for details on changes to user operations.


▶ Related Links





- "Additional Whiteboard Zoom Options" [p.7](#)
- "Upgrade for Crestron Connected" [p.7](#)

Additional Whiteboard Zoom Options


You can use additional **Zoom** options to change the whiteboard zoom ratio to fit width or fit height during split screen projection (EB-735Fi/EB-725Wi). While enlarging the image, you can drag the screen to move the displayed position.



Previous Zoom Operation (Version 1.00)

When you press the  button at the left of the whiteboard screen, the following zoom options are available.

-  : Reduces the image.
-  : Enlarges the image.
-  : Returns to the original size.
-  : Enlarges the selected area.

New Zoom Operation (Version 1.20)

When you press the  button at the left of the whiteboard screen, the following zoom options are available in addition to the previous options.

-  : Change the zoom ratio to fit width to display the whole whiteboard screen during split screen projection.
-  : Change the zoom ratio to fit height to display the full-size whiteboard screen during split screen projection.

Upgrade for Crestron Connected

The Crestron Connected feature bundled in the projector is upgraded. For information on Crestron Connected, visit the Crestron Web site.

Previous Crestron Connected (Version 1.00)

The projector bundles Crestron Connected V1.

New Crestron Connected (Version 1.20)

The projector bundles Crestron Connected V2.

Appendix

Refer to these sections for important notices.

▶ **Related Links**

- "Notices" [p.9](#)

Check these sections for important notices.

► **Related Links**

- "Copyright Notice" [p.9](#)
- "General Notice" [p.9](#)
- "Copyright Attribution" [p.9](#)

Copyright Notice

All rights reserved. No part of this publication may be reproduced, stored in a retrieval system, or transmitted in any form or by any means, electronic, mechanical, photocopying, recording, or otherwise, without the prior written permission of Seiko Epson Corporation. No patent liability is assumed with respect to the use of the information contained herein. Neither is any liability assumed for damages resulting from the use of the information contained herein.

Neither Seiko Epson Corporation nor its affiliates shall be liable to the purchaser of this product or third parties for damages, losses, costs, or expenses incurred by the purchaser or third parties as a result of: accident, misuse, or abuse of this product or unauthorized modifications, repairs, or alterations to this product, or (excluding the U.S.) failure to strictly comply with Seiko Epson Corporation's operating and maintenance instructions.

Seiko Epson Corporation shall not be liable against any damages or problems arising from the use of any options or any consumable products other than those designated as Original Epson Products or Epson Approved Products by Seiko Epson Corporation.

The contents of this guide may be changed or updated without further notice.

Illustrations in this guide and the actual projector may differ.

General Notice

EPSON is a registered trademark, and EPSON Exceed Your Vision is a registered logomark of Seiko Epson Corporation.

Crestron®, Crestron Connected® are registered trademarks of Crestron Electronics, Inc.

Other product names used herein are also for identification purposes only and may be trademarks of their respective owners. Epson disclaims any and all rights in those marks.

Software Copyright: This product uses free software as well as software to which this company holds the rights.

Copyright Attribution

This information is subject to change without notice.

© 2020 Seiko Epson Corporation

Rev.1.0 2020.10 EN